




Comfort Link - Solid

PRODUCT PERFORMANCE

COMFORT	✓✓✓✓
GRIP	✓✓✓
WEAR	✓✓✓✓



Edging



Joining

Comfort Link Solid is a interlocking rubber tile which is used for anti-fatigue and anti-slip purposes in dry areas such as change rooms , production lines, walkways or at workstations, plus many other demanding applications.

FEATURES

- Tiles easily link together to form a desired shape
- Large holes on surface allow rapid drainage
- Soft rubber compound provides relief from constant standing
- Tiles unlink quickly and effortlessly for easy cleaning
- Edges available in yellow

CODE	DESCRIPTION	SIZE
TE	Tile - Holed	900 x 900mm
TEEF	Edge – Female	900 x 75mm
TEEM	Edge – Male	900 x 75mm
TEECF	Corner + Edge – Female	975 x 75mm
TEECM	Corner + Edge – Male	975 x 75mm

16mm Thickness



3/19 Balook Drive
Beresfield NSW 2322 Australia

Phone 02 4962 3622

Fax 02 4961 4256

sales@assetcleaningsupplies.com.au